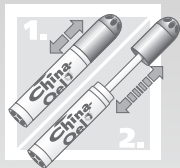
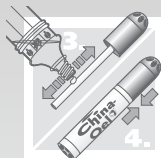




Instructions for use for the China-Oel nasal stick



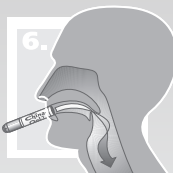
1. Pull off blue cap top to open the China-Oel nasal stick.
2. Fully pull out the upper part of the cap with the non-woven fiber wick.



3. Add 3 drops of China-Oel along the non-woven fiber tube.
4. Introduce the upper part of the cap with the non-woven fiber wick into the bottom part of the nasal stick and close.



5. To treat the nasal area: Insert the **blue side** into each nostril (no higher than 1 cm) and breathe in deeply through your **nose**.



6. To treat the throat area: Put the **white side** of the nasal stick into your **mouth** (no more than 1 cm) and breathe in deeply.

Important information about the nasal stick

The China-Oel nasal stick is used for inhalation through the nose or mouth after sprinkling the inside felt wick with the medicinal China-Oel.

Cleaning and maintaining the China-Oel nasal stick

After using a China-Oel nasal stick, rub the outside clean with a clean cloth and ideally store in the original packaging.

Out and about with the China-Oel nasal stick

The advantage of the China-Oel nasal stick is that China-Oel can be used anywhere, be it

the office, the theatre, the car or on a trip. The nasal stick is easy to use and is filled each time with 3 drops of China-Oel.

Important note

Do not use the nasal stick if it is obviously damaged. For hygienic reasons, a nasal stick should only be used by one person. Replace the nasal stick after max. 30 days. Never swallow! Keep in a safe place away from children. Not to be used by children under the age of 12 years. When drizzling the China-Oel onto the non-woven fiber tube, take care to ensure that China-Oel does not get into your eye.

Only use nasal sticks until the date printed on the nasal stick and the folding box.

The nasal stick is available as a pack of 3 from your pharmacy under PZN 8763022.

Please report any serious events associated with the China-Oel nasal stick to the manufacturer and the responsible authorities in your country.

All information is based on the German version.